



## Production Automation Solution

- Created by Caldera. Inspired by Zünd. -





*PrimeCenter helps wide format digital printers optimize job preparation for printing by increasing operator productivity, saving time spent on layouts and nesting, optimizing nesting and media usage, and increasing the automation of tasks.*

## PrimeCenter Workflow



## Users

Caldera PrimeCenter is a versatile tool that can benefit print operations of all sizes.

- **Owner-operators** will find that it integrates seamlessly with the RIP and saves valuable time in file preparation.
- For **medium-size print shops**, it can save the need for a dedicated prepress operator, freeing up time to focus on printing rather than preparation.
- In **larger printing operations**, the ability to automate daily repetitive tasks has clear efficiency benefits.

## Key Benefits

- Avoid media waste by optimizing Nesting
- Save time on repetitive prepress actions/tasks
- Avoid manual nesting and cut marks
- Reduce operator time on file preparation
- Enable job tracking and submission

## Applications

Caldera PrimeCenter works for all types of Print&Cut applications, including:



Banners and posters



Stickers

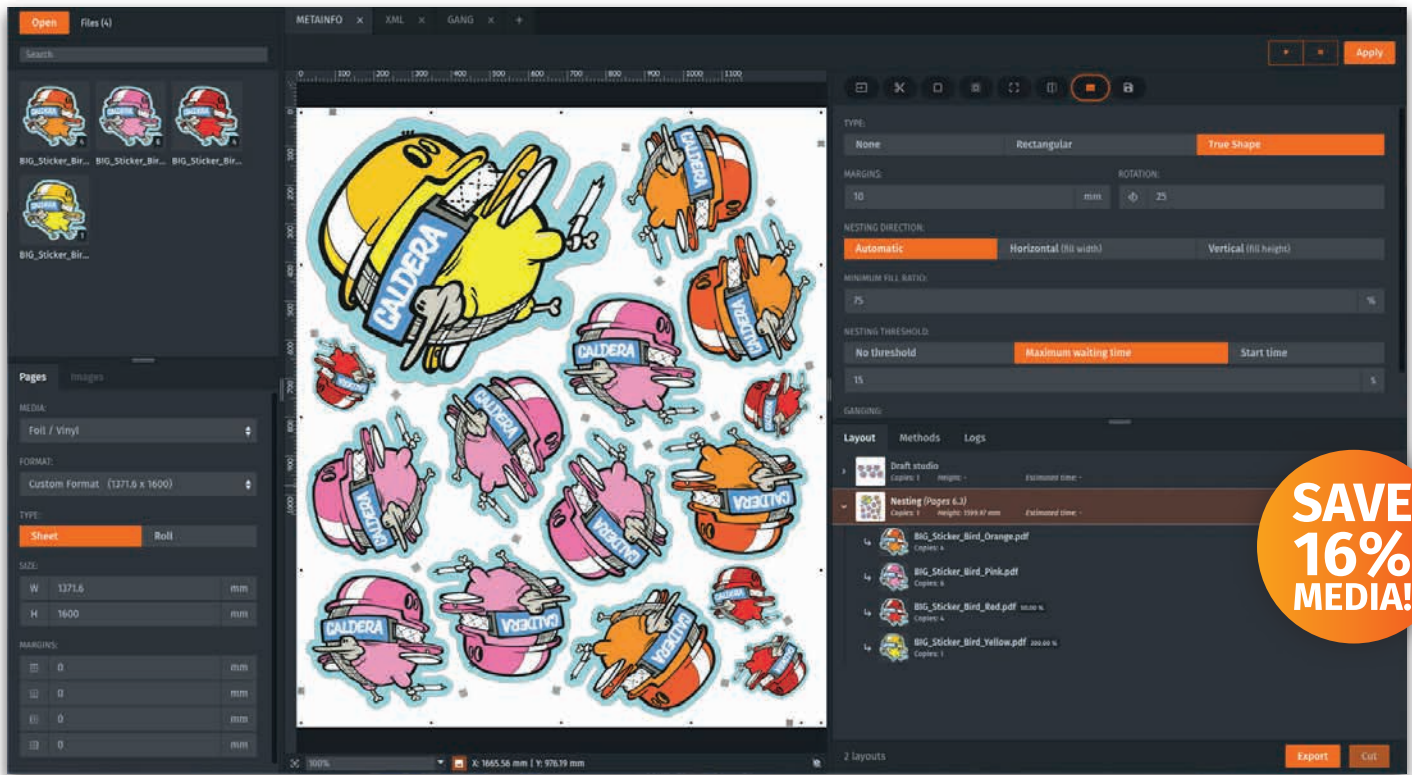
POS



Soft signage

# PRIME NESTING

Based on cutting-edge A.I. (Artificial Intelligence) technologies, our blazing fast “Prime Nesting” algorithm achieves high level of optimization while guaranteeing reusability. Minimizing media waste and beating the best manually generated nestings allow to save money and scale up your production.



Up to 16% less media waste (compared to CalderaRIP)

## CHUNK LENGTH

BIG\_Bird\_Yello...

MIN. CHUNK LENGTH:

1 mm

MAX. CHUNK LENGTH:

2500 mm

Layout Methods

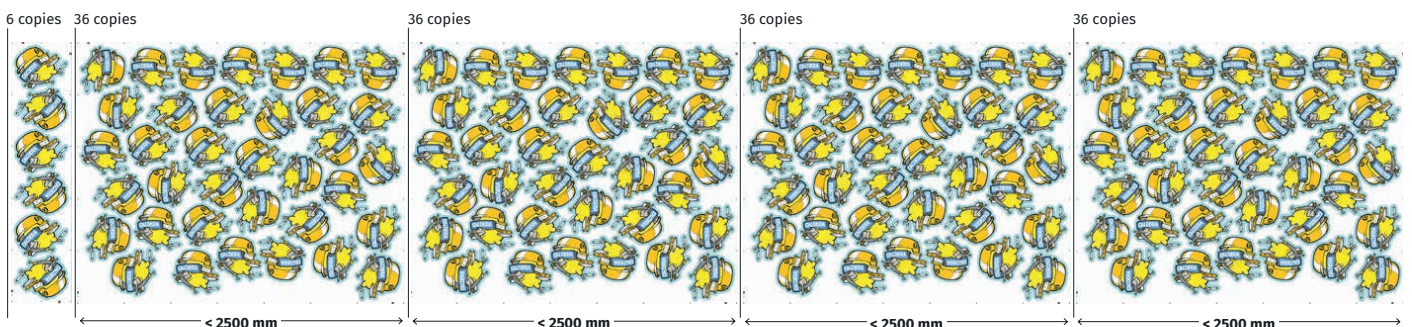
New Layout (Pages 10.1)  
Copies: 4 Height: 2500.00 mm Estimated time: -

BIG\_Bird\_Yellow.pdf  
Quantity: 36

New Layout (Pages 12.1)  
Copies: 1 Height: 459.90 mm Estimated time: -

BIG\_Bird\_Yellow.pdf  
Quantity: 6

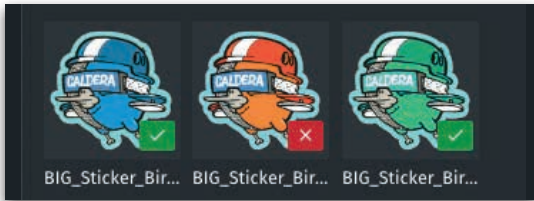
PrimeCenter can generate chunks optimally according to your preferences: the number of copies desired, as well as the minimum and maximum length of the chunks.



# PRIME PREFLIGHT

Get 100% “ready to print” files before RIP stage

## AUTOMATED PREFLIGHT CHECK



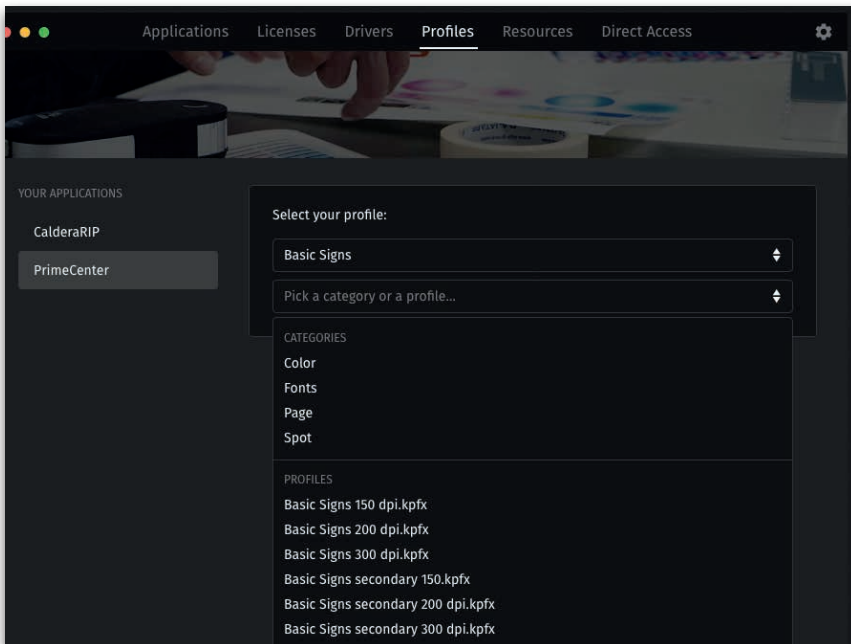
## AUTOMATED MIRRORING



## AUTOMATED ROTATION



## AUTOMATED CROP PAGE



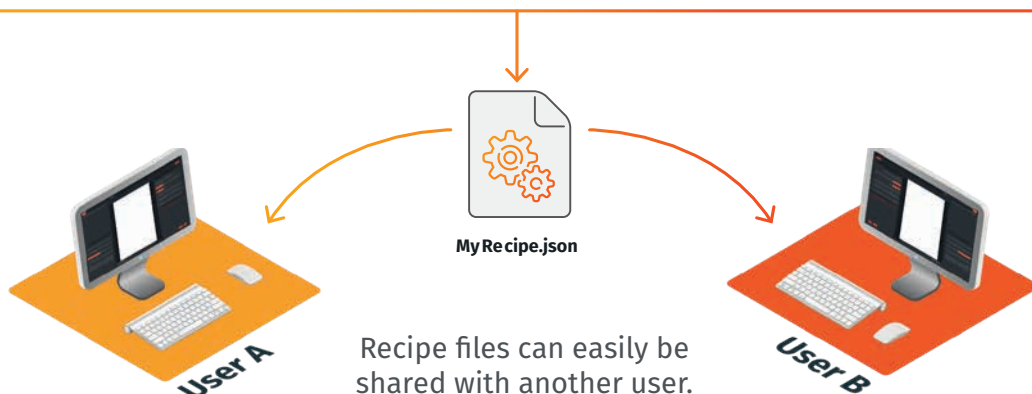
## PREFLIGHT AND FIXUP LIBRARY

Access new features continuously thanks to our fixup profile library available in CalderaDock!

Besides making PrimeCenter more flexible than ever, this extensive Preflight and Fixup Library lets you access new features and fixes without having to wait for a full software update.

# RECIPES

A recipe is a combination of settings from the modules inside PrimeCenter’s interface. Each recipe acts as a configuration that can be duplicated and exported to re-use it later on a different PrimeCenter station. It ensures to re-use the same settings depending on the task or the customer. It is possible to work with several recipes at the same time.






# PRIME CUTTING

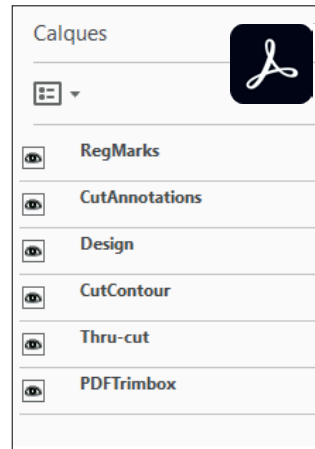
Get 100% “ready to cut” files before the cut stage

## GENERATE CUT CONTOUR



You no longer need to use a design software to manually create cut contours. PrimeCenter automatically generates cut contours around your vector or rasterized designs!


## READY TO CUT PDF FILES



PrimeCenter is compatible with many cutters and can generate cut files in layered PDF, the most used format on the market. Each element of the PDF – from design and cut contour to registration marks – is contained in different layers.

## REGISTRATION MARKS - EXTENDED CUT MARKS OPTIONS

PrimeCenter has been innovated to give users increased flexibility when it comes to cutting and registration. At the same time, additional layers of automation make it easier and faster to manipulate images during the prepress stage. PrimeCenter pushes flexibility even further by extending cut marks options to be compliant with most cutter and workflow restrictions. Choose the shape and size of your registration marks, and customize their placement with margin, spacing and edge marks settings within the current nest by using our updated cut marks module.


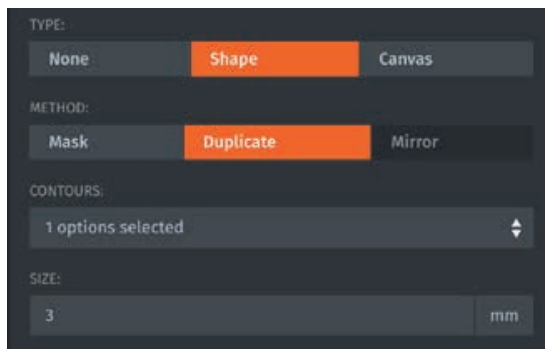


Marks size, shape and margin



Marks offset and spacement

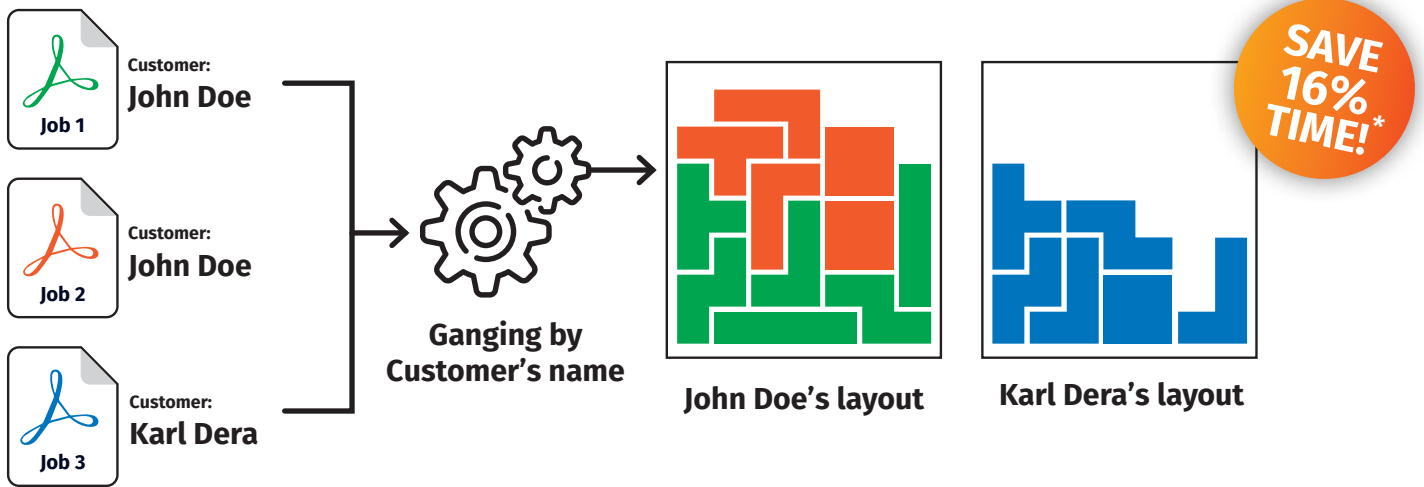
## GENERATE PRINT BLEED



Besides the automatic generation of Cut Contours, PrimeCenter can also easily generate Print Bleed around your designs.

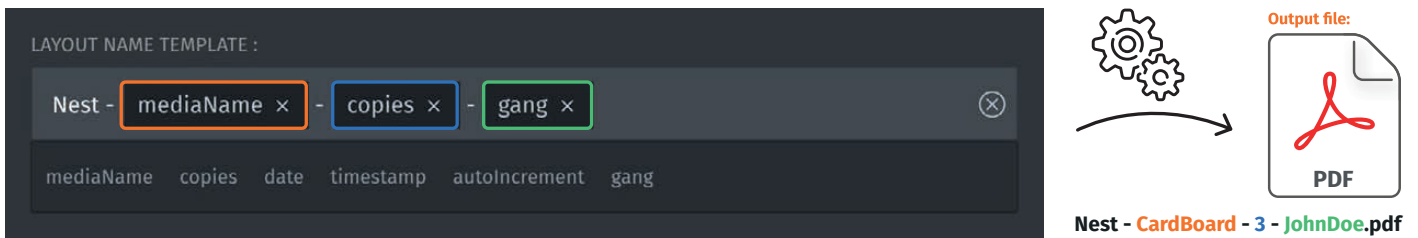
# PRIME WORKFLOW

## GANGING



*Deliver 100% on time by grouping jobs based on meta information*

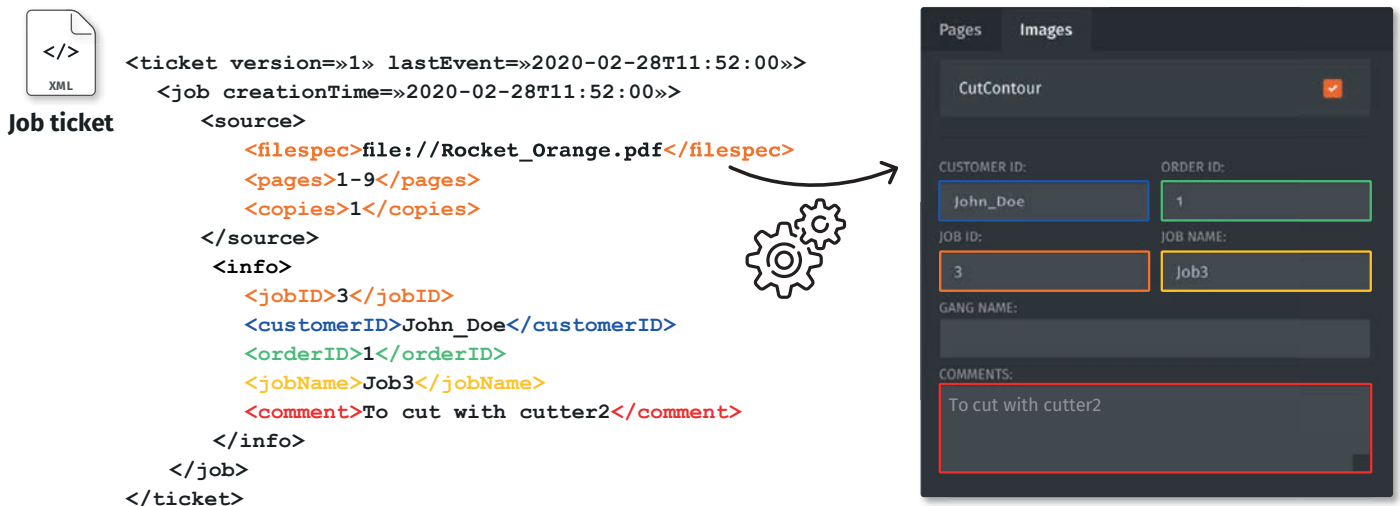
## OUTPUT NAMING



Users have the ability to normalize all output filenames by production process. Layouts can be named by media type, number of copies, date or ganging metadata – easing the identification process within the workflow and linking preprocess to production.

## XML JOB TICKET

PrimeCenter is able to handle incoming job ticket in XML file format. A job ticket is usually submitted to PrimeCenter from an ERP or a WebShop server and can embed a large variety of information that will bring PrimeCenter's automation to the next level.



# AND MORE...

## TEXT ANNOTATIONS & OPTICAL CODES

PrimeCenter can generate both optical codes and Barcode 39 on jobs, and you can customize the information you need in the annotations part.

CUSTOMER ID:  
Customer 0027

ORDER ID:  
0023

JOB ID:  
0001


JOB NAME:  
Bird

GANG NAME:

COMMENTS:  
Wait before shipping!

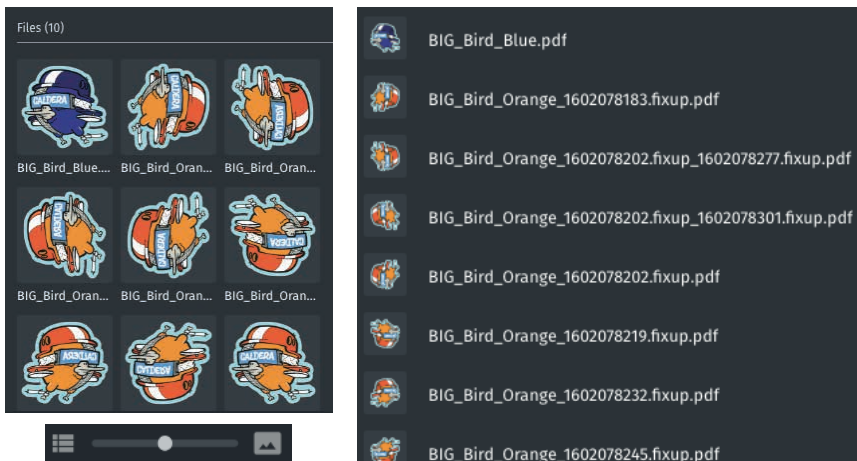
ANNOTATIONS TEXT:  
Tags

@(CustomerID)  
@(JobID)  
@(OrderID)  
@(Comment)



Customer 0027  
0001  
0023  
Wait before shipping!

## FILE MANAGER



Finding input files is now easier thanks to the preview options embedded in PrimeCenter's File Manager.

Choose between two types of display - detailed list or icons - and increase the size of the thumbnails for an easier file identification before nesting.

### Supported Operating Systems:



Windows 10



macOS Catalina



Debian 10

Compatible with any RIP and Cutter controller supporting layered PDF files but integrated only with CalderaRIP and Zünd Cut Center.

More information: [www.caldera.com/primecenter](http://www.caldera.com/primecenter)

Supported Files: AI, PDF, EPS, PS, TIFF, JPEG and PNG

# Annual Subscription Plans



## Basic

*The manual version*

Manual import  
Manual Apply Recipe  
Manual Export  
1 user interface

HelpDesk  
access to FAQ  
and tickets  
submission

### Includes:

- ✓ Rectangular & True Shape Nesting
- ✓ Canvas & True Shape Bleeding
- ✓ Texts, Barcode 39 and optical code
- ✓ Trimbox with Padding
- ✓ Manual preflight, export of PDF and Cut files
- ✓ Ready to print PDF files
- ✓ Ready to cut PDF files
- ✓ Extended cut marks options
- ✓ Automated crop page
- ✓ Automated crop marks
- ✓ Generate Cut Contour
- ✓ Auto Mirroring/Orientation
- ✓ Preflight & Fixup library
- ✗ Input Hotfolders
- ✗ Ganging
- ✗ Tear-Off Annotations
- ✗ Meta-Data from filename
- ✗ Output Auto Naming
- ✗ Output Hotfolders
- ✗ XML Job Ticket
- ✗ Automatic Preflight, export of PDF and Cut files



## Pro


*The semi-automated version*

Auto Import  
Auto Apply Recipe  
Manual Export  
1 user interface

HelpDesk access to  
FAQ, tickets submission,  
Dashboard and SLA\*  
(2h/4h/8h response times depending  
on the severity of the issue)

### Includes:

- ✓ Rectangular & True Shape Nesting
- ✓ Canvas & True Shape Bleeding
- ✓ Texts, Barcode 39 and optical code
- ✓ Trimbox with Padding
- ✓ Manual preflight, export of PDF and Cut files
- ✓ Ready to print PDF files
- ✓ Ready to cut PDF files
- ✓ Extended cut marks options
- ✓ Automated crop page
- ✓ Automated crop marks
- ✓ Generate Cut Contour
- ✓ Auto Mirroring/Orientation
- ✓ Preflight & Fixup library
- ✓ Input Hotfolders
- ✓ Ganging
- ✓ Tear-Off Annotations
- ✓ Meta-Data from filename
- ✓ Output Auto Naming
- ✗ Output Hotfolders
- ✗ XML Job Ticket
- ✗ Automatic Preflight, export of PDF and Cut files



## Max

*The fully automated version*

Auto Import  
Auto Apply Recipe  
Auto Export  
3 user interfaces

HelpDesk access to  
FAQ, tickets submission,  
Dashboard, and SLA\*  
(2h/4h/8h response times depending  
on the severity of the issue)

### Includes:

- ✓ Rectangular & True Shape Nesting
- ✓ Canvas & True Shape Bleeding
- ✓ Texts, Barcode 39 and optical code
- ✓ Trimbox with Padding
- ✓ Manual preflight, export of PDF and Cut files
- ✓ Ready to print PDF files
- ✓ Ready to cut PDF files
- ✓ Extended cut marks options
- ✓ Automated crop page
- ✓ Automated crop marks
- ✓ Generate Cut Contour
- ✓ Auto Mirroring/Orientation
- ✓ Preflight & Fixup library
- ✓ Input Hotfolders
- ✓ Ganging
- ✓ Tear-Off Annotations
- ✓ Meta-Data from filename
- ✓ Output Auto Naming
- ✓ Output Hotfolders
- ✓ XML Job Ticket
- ✓ Automatic Preflight, export of PDF and Cut files

New features will be included continuously in plans restricted by their capacity to be automated (Basic, Pro or Max)